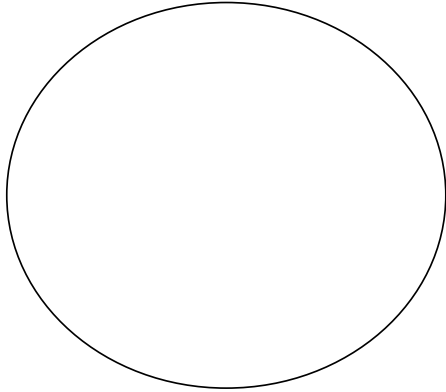



Step 1: Choose Label Shape


Step 2: Choose a Size (Circle Desired Size)



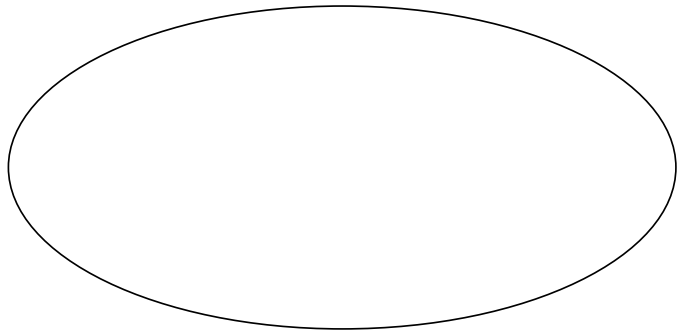
Circle (1") (2") (2-7/8") (3-1/2")



Rectangle (1" x 2") (2" x 3") (2" x 4") (3" x 5") (3" x 6") (4" x 6")



Square (1") (2") (3") (4") (5") (6")



Oval (1" x 2") (2" x 3") (2" x 4") (3" x 5") (3" x 6") (4" x 6")

Step 3: Choose a Background Color (Circle Desired Color)



white



yellow



**fluorescent
orange**



**fluorescent
red**



**fluorescent
pink**



**fluorescent
yellow**



**fluorescent
green**



blue

Step 4: Mock-up your Rough Design on the shapes provided above and fax it to us

Customer Contact Information

Name: _____

Company Name: _____

Phone Number: _____

Fax Number: _____